View Antenna: G0UIH - Triple 5-8ths Vertical

File Edit View Options Reset

Zoom

Display Current

Reset Reset

Move Image

X Y Z

Reset

Center Ant Image

EZNEC+

2D Plot: G0UIH - Triple 5-8ths Vertical

File Edit View Options Reset

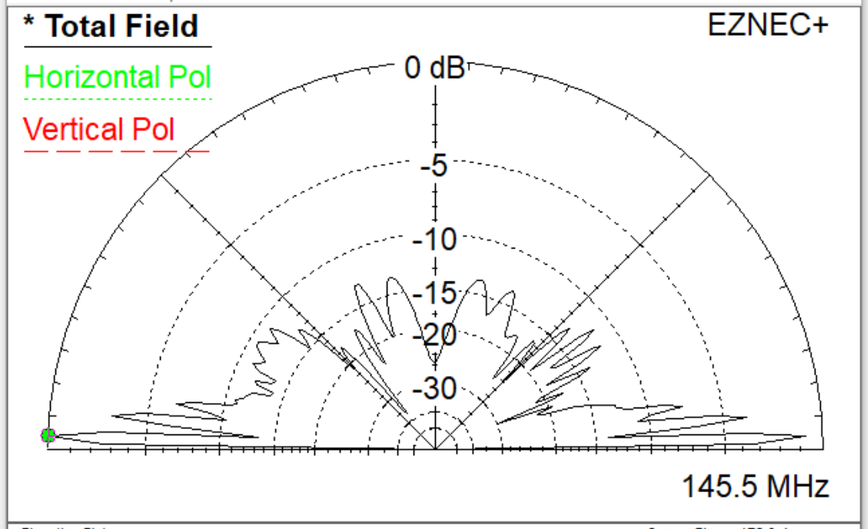

Elevation Plot		Cursor Elev	178.0 deg.
Azimuth Angle	0.0 deg.	Gain	11.35 dBi
Outer Ring	11.35 dBi		0.0 dBmax

Slice Max Gain 11.35 dBi @ Elev Angle = 178.0 deg.
Beamwidth 2.0 deg.; -3dB @ 177.0, 179.0 deg.
Sidelobe Gain 10.62 dBi @ Elev Angle = 2.0 deg.
Front/Sidelobe 0.73 dB

SWR Plot: G0UIH - Triple 5-8ths Vertical

File Edit View Options

Z0

50 ohms

Alt (73.06 ohms)

1

Source #

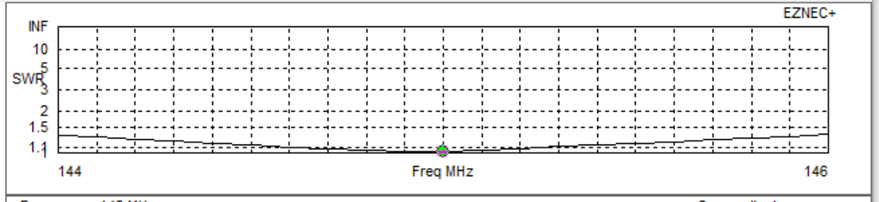

Freq	145 MHz	Source #	1
SWR	**1.015**	Z0	73.06 ohms
Z	73.06 at 0.83 deg.		
	= 73.05 + j 1.055 ohms		
Refl Coeff	0.007223 at 89.97 deg.		
	= 0.0000033 + j 0.007223		
Ret Loss	42.8 dB		

Wire Number 15
Length 0.61 m
Seg Length 0.0406666 m
Diameter 16 mm

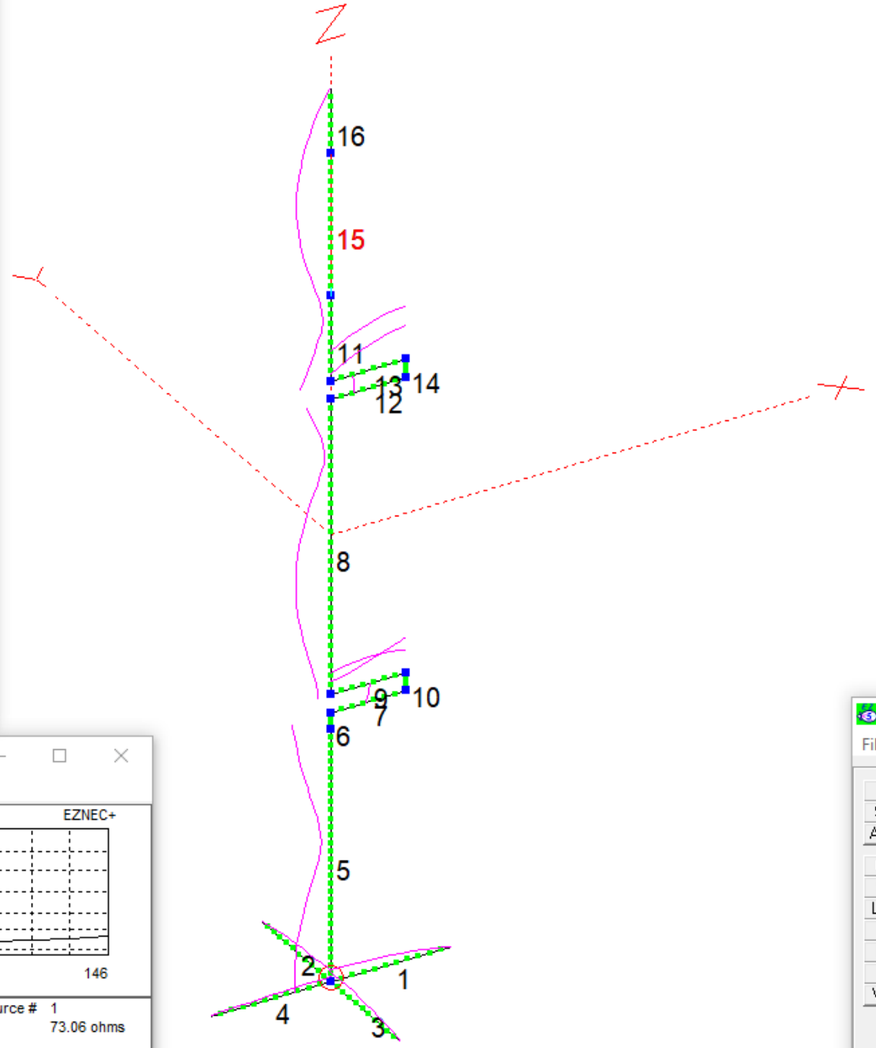

Geometry and Segmentation Check

File Edit Segmentation

EZNEC+ ver. 5.0

G0UIH - Triple 5-8ths Vertical 24/03/2021 12:50:04

---------- All Geometry Checks ok ----------

---------- All Segmentation Checks ok ----------

EZNEC+ v. 5.0

File Edit Options Outputs Setups View Utilities Help

Open
Save As
Ant Notes
Currents
Src Dat
Load Dat
FF Tab
NF Tab
SWR
View Ant
NEC-2
FF Plot

G0UIH - Triple 5-8ths Vertical	
File	G0UIH - Triple 5-8ths Vertical 2m.EZ
Frequency	145.5 MHz
Wavelength	2.06043 m
Wires	16 Wires, 178 segments
Sources	1 Source
Loads	0 Loads
Trans Lines	0 Transmission Lines
Transformers	0 Transformers
L Networks	0 L Networks
Ground Type	Real/High Accuracy
Ground Descrip	1 Medium (0.01, 14)
Wire Loss	Aluminum (6061-T6)
Units	Meters
Plot Type	Elevation
Azimuth Angle	0 Deg.
Step Size	1 Deg.
Ref Level	0 dBi
Alt SWR Z0	73.06 ohms
Desc Options	

Type here to search

12:50 24/03/2021